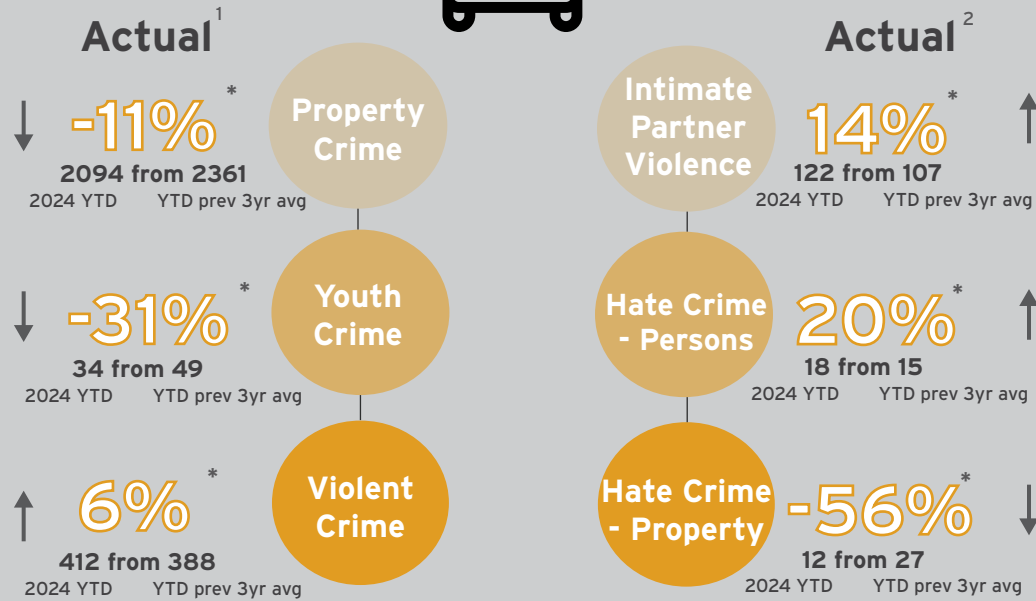


Community Safety & Well-Being Plan

KEY PERFORMANCE INDICATORS (KPIs)
2024 - QUARTER 3

Crime




* Goal: downward trend

*1,2 Actual is calculated by comparing the YTD average for the previous 3 years with the YTD average for the current year.

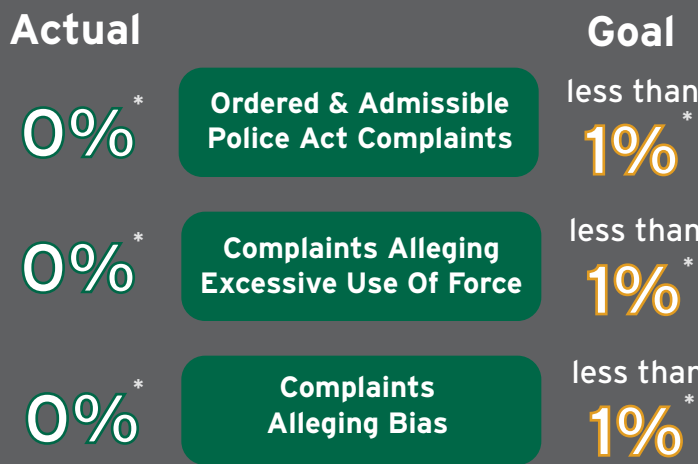
Crime Severity Index (CSI)

The CSI is a measurement of crime based on the amount and seriousness of the offences reported to the police. A low CSI rate is indicative of a relatively safe community. Index scores are compared to a baseline of 100, which is calculated using historical data. The CSI is a method to compare crime consistently across jurisdictions.

Goal: lower than provincial and national CSI



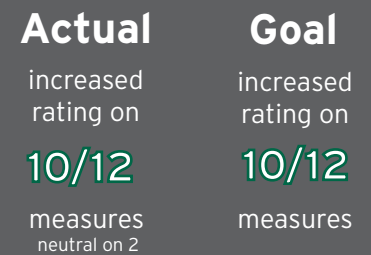
Police Legitimacy



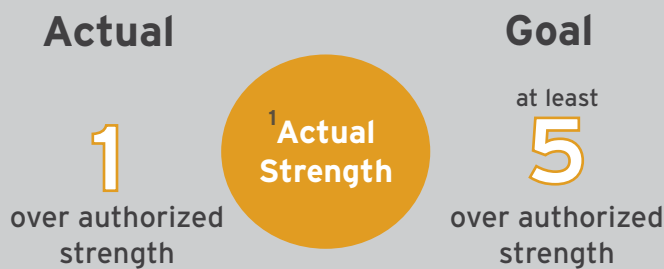
* of all documented interactions

COMMUNITY SURVEY

Every three years, the DPD conducts a community survey, where respondents are asked questions about the importance and performance of 12 key police services/ measures.



Efficiency



*1 The DPD strives to be staffed at least 5 over authorized strength to ensure that the DPD can continue providing policing services to the community and accounts for police officers who may be on long-term leave (maternity, sickness, injury, personal etc.). This over strength is managed within approved budget and efficiencies.



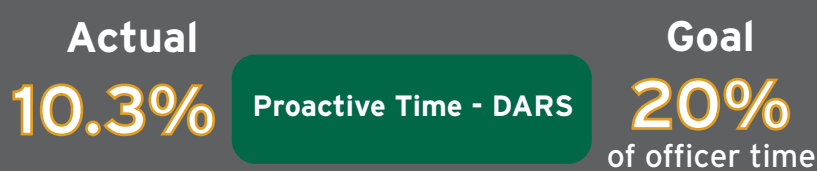
*2 for those transported due to mental health



*3 from the time a call is received and officer is on scene



Community Safety & Well-Being



*3 Actual is calculated by comparing the YTD average for the previous 3 years with the YTD average for the current year.

*4 From January to YTD



Delta POLICE